

Voya Long Duration Credit Strategy

Strategy-at-a-glance	
Objective ¹	To maximize total return, mainly through security selection, while typically maintaining duration within $\pm 10\%$ of the Index
Value Added Sources	Security Selection: 70-80% Sector Allocation: 20-30%
Inception Date	01/01/15
Strategy Assets ²	\$1.2 billion
Benchmark	Bloomberg U.S. Long Credit Index
Available Vehicles	Separate Account Collective Trust

¹ There is no guarantee that this objective will be achieved.

² AUM as of 12/31/23

Strategy overview

Voya takes a multi-dimensional approach to Long Duration that integrates our LDI Strategy Development team with our Investment Grade Credit Portfolio Management team. This multi-dimensional approach to long duration allows us to collaborate with clients to provide a holistic approach to pension risk management and to evolve as clients' needs change throughout their de-risking journey. Our Long Duration Credit strategy seeks to balance risk and return to provide a total return via a broadly diversified and well-balanced portfolio of long-dated bonds including U.S. corporates, emerging market debt, government-related and U.S. Treasury bonds.

Investment philosophy

We believe that selecting securities based on rigorous credit research and a keen awareness of the credit cycles is critical for identifying investment opportunities and managing downside risk.

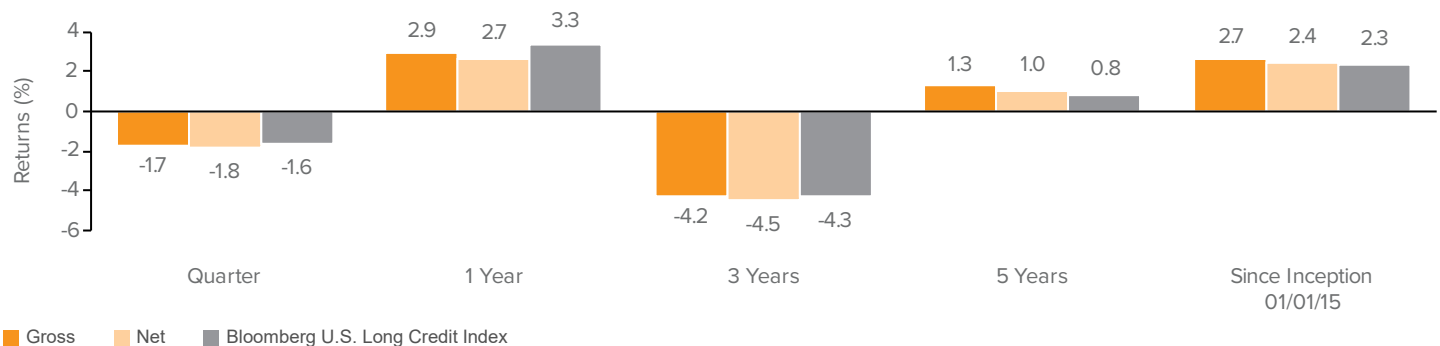
- Fundamental credit research drives security selection
- An active management approach allows us to build robust and well-diversified portfolios
- Cycle awareness informs investment decisions
- Managing downside risk optimizes long-term, risk-adjusted returns

Investment process

The Voya Long Duration Credit investment process begins with fundamental bottom-up credit research driven by a dedicated team of credit analysts who drive security selection and engage in relative value discussions. A collaborative approach leads to highest conviction ideas, which originate from credit analysts, portfolio managers and traders, and are enhanced by quantitative research and macro views from the broader Voya Fixed Income platform. An integration of analyst recommendations, macro views, and client guidelines leads to a diversified credit portfolio that incorporates the best relative value opportunities. Constant portfolio monitoring by our investment grade credit portfolio managers and analysts, as well as our LDI strategy and independent risk management teams, ensures that we maintain an appropriate balance of risk and return.

Performance

Voya Long Duration Credit Composite



Voya Investment Management claims compliance with the Global Investment Performance Standards (GIPS®). GIPS® is a registered trademark of CFA Institute. CFA Institute does not endorse or promote this organization, nor does it warrant the accuracy or quality of the content contained herein. **To learn more on the GIPS® compliance Schedule of Composite Performance go to:** <https://institutional.voya.com/document/product/gips.pptx>

Past performance does not guarantee future results. Performance numbers for time periods greater than one year are annualized. The Composite represents the investment results of a group of fully discretionary portfolios managed according to the strategy. Returns include the reinvestment of income. Gross-of-fees returns are presented before management and custodial fees but after all trading expenses. Net-of-fees returns are calculated by deducting a hypothetical management fee from the gross return on a monthly basis and geometrically linking the results to produce returns shown. The hypothetical management fee is equal to or greater than the asset-weighted average of each accounts' fee schedule in the composite. The model fee used will result in a net return that is equal to or lower than a net return using actual fees. For a description of advisory fees, please see Form ADV, Part II. Gross returns should be used as Supplemental Information only.

Not FDIC Insured | May Lose Value | No Bank Guarantee

For financial professional or qualified institutional investor use only. Not for inspection by, distribution or quotation to, the general public.

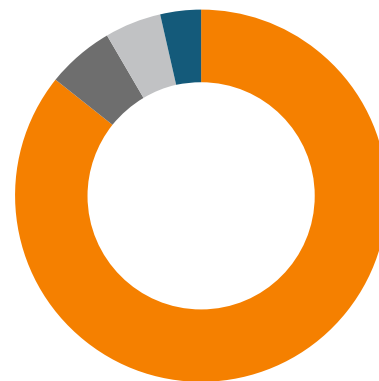
Portfolio highlights

Returns-Based Characteristics (5 years ending 03/31/24)	Composite	Bloomberg U.S. Long Credit Index
Standard Deviation (%)	14.46	14.51
Tracking Error (%)	1.00	—
Information Ratio	0.47	—
Alpha (annualized %)	0.46	—
Beta	0.99	1.00
R-Squared	1.00	1.00
Sharpe Ratio	-0.05	-0.09

Credit Quality (%)	Portfolio	Bloomberg U.S. Long Credit Index
Treasuries/Cash	3.53	0.46
AAA	1.04	2.81
AA	4.73	10.81
A	44.86	41.05
BBB	40.78	44.87
BB	3.52	0.00
B	1.53	0.00
<B	0.00	0.00
Not Rated	0.00	0.00

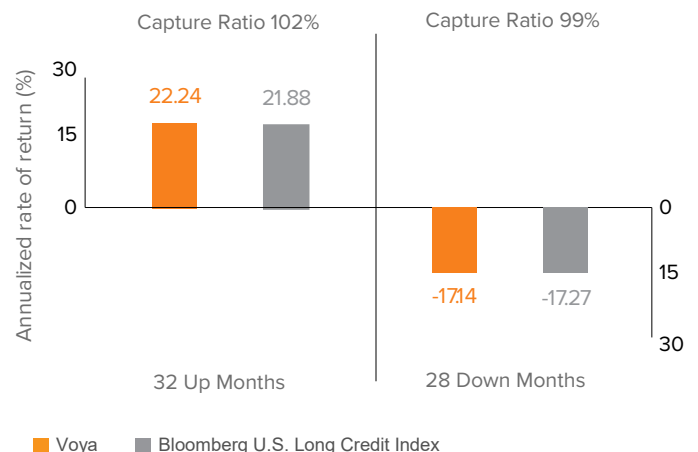
Top Ten Credit Exposures (%)	Portfolio
AT&T INC	1.98
BANK OF AMERICA CORP	1.62
COMCAST CORPORATION	1.62
ANHEUSER-BUSCH INBEV WORLDWIDE INC	1.57
ORACLE CORP	1.53
WELLS FARGO & COMPANY	1.45
VERIZON COMMUNICATIONS INC	1.43
APPLE INC	1.37
UNITEDHEALTH GROUP INC	1.24
BRISTOL-MYERS SQUIBB CO	1.17

Top Sector Allocation (%)



	Portfolio	Index
IG Corporates	85.71	87.80
Emerging Markets	5.84	6.38
HY Corporates	4.92	0.00
US Treasury & Cash	3.53	0.46
Government Related	0.00	5.36

Up / Down Capture Ratio



Credit Quality is calculated based on S&P, Moody's and Fitch ratings. If the ratings from all 3 rating agencies are available, securities will be assigned the median rating based on the numerical equivalents. If the ratings are available from only two of the agencies, the more conservative of the ratings will be assigned to the security. If the rating is available from only one agency, then that rating will be used. Any security is not rated by S&P, Moody's, or Fitch is placed in the NR (Not Rated) category. Internal ratings will not be used for any security. Ratings are subject to change. Ratings are a measure of quality and safety of a bond based on the financial condition of the issuer. Generally accepted, AAA is the highest grade (best) to D which is the lowest (worst).

Past performance does not guarantee future results. The returns-based characteristics presented are based on the gross-of-fee composite returns. Characteristics are based on a representative account in the composite that we believe best represents the portfolio management style of the composite. Characteristics may be adjusted to exclude securities for which data is not available or for extreme data outliers via commonly used trimming methodologies. Holdings are subject to change. The information shown is supplemental only. Totals may not equal due to rounding.

For financial professional or qualified institutional investor use only. Not for inspection by, distribution or quotation to, the general public.

Portfolio managers

Randy Parrish, CFA

Head of Public Credit

Years of experience: 34

Years with firm: 23

Travis King, CFA

Head of U.S. Investment Grade Corporates

Years of experience: 26

Years with firm: 19

Anil Katarya, CFA

Global Head of Investment Grade Credit

Years of experience: 26

Years with firm: 24

Voya Investment Management

Voya Investment Management provides both core and specialized investment strategies to institutions, financial intermediaries and individual investors worldwide. Drawing on a 50-year legacy of active investing and the expertise of over 300 investment professionals, Voya Investment Management manages approximately \$318 billion* in assets across public and private fixed income, equities, multi-asset solutions and alternative strategies.

Our culture is grounded in a commitment to understanding and anticipating clients' needs, producing strong investment performance, and seeking to embed diversity, equity and inclusion in everything we do. Voya Investment Management is the asset management business of Voya Financial (NYSE: VOYA), a leading health, wealth and investment company with 9,000 employees dedicated to serving the needs of over 14 million individual and workplace clients.

*As of 12/31/23. Voya IM assets are calculated on a market value basis and include proprietary insurance general account assets of \$33 billion.

The Strategy's principal risks are generally those attributable to investing in stocks, bonds and related derivative instruments, and short selling. Holdings are subject to market, issuer, credit, prepayment, extension, counterparty and other risks, and their values may fluctuate. Market risk is the risk that securities may decline in value due to factors affecting the securities markets or particular industries. Issuer risk is the risk that the value of a security may decline for reasons specific to the issuer, such as changes in its financial condition. The Strategy may invest in mortgage-related securities, which can be repaid early if the borrowers on the underlying mortgages pay off their mortgages sooner than scheduled. If interest rates are falling, the Strategy will be forced to reinvest this money at lower yields. Conversely, if interest rates are rising, the expected principal payments will slow, thereby locking in the coupon rate at below market levels and extending the security's life and duration while reducing its market value.

The **Bloomberg U.S. Long Credit Index** represents the long component of the Bloomberg U.S. Credit Index. The Bloomberg U.S. Long Credit Index includes publicly issued U.S. corporate and specified foreign debentures and secured notes that meet the specified maturity, liquidity, and quality requirements. To qualify, bonds must be SEC-registered. Securities prices used to value the benchmark index for the purposes of calculating total return may or may not differ significantly from those used to value securities held within composite portfolios, both corporate and non-corporate sectors.

Source: Bloomberg Index Services Limited. BLOOMBERG® is a trademark and service mark of Bloomberg Finance L.P. and its affiliates (collectively "Bloomberg"). Bloomberg or Bloomberg's licensors own all proprietary rights in the Bloomberg Indices. Bloomberg does not approve or endorse this material, nor guarantee the accuracy or completeness of any information herein, nor make any warranty, express or implied, as to the results to be obtained therefrom and, to the maximum extent allowed by law, shall not have any liability or responsibility for injury or damages arising in connection therewith. Index returns do not reflect fees, brokerage commissions, taxes or other expenses of investing. **Investors cannot invest directly in an index.**

This information is proprietary and cannot be reproduced or distributed. Certain information may be received from sources Voya Investment Management (Voya IM) considers reliable; Voya IM does not represent that such information is accurate or complete. Certain statements contained herein may constitute "projections," "forecasts" and other "forward-looking statements" that do not reflect actual results and are based primarily upon applying retroactively a hypothetical set of assumptions to certain historical financial data. Actual results, performance or events may differ materially from those in such statements. Any opinions, projections, forecasts and forward-looking statements presented herein are valid only as of the date of this document and are subject to change. Nothing contained herein should be construed as (i) an offer to buy any security or (ii) a recommendation as to the advisability of investing in, purchasing or selling any security. Voya IM assumes no obligation to update any forward-looking information.

©2024 Voya Investments Distributor, LLC, 230 Park Ave, New York, NY 10169. All rights reserved.

(800) 992-0180 Individual Investors | (800) 334-3444 Investment Professionals

FFIB-LC 174996

For financial professional or qualified institutional investor use only. Not for inspection by, distribution or quotation to, the general public.

voyainvestments.com

